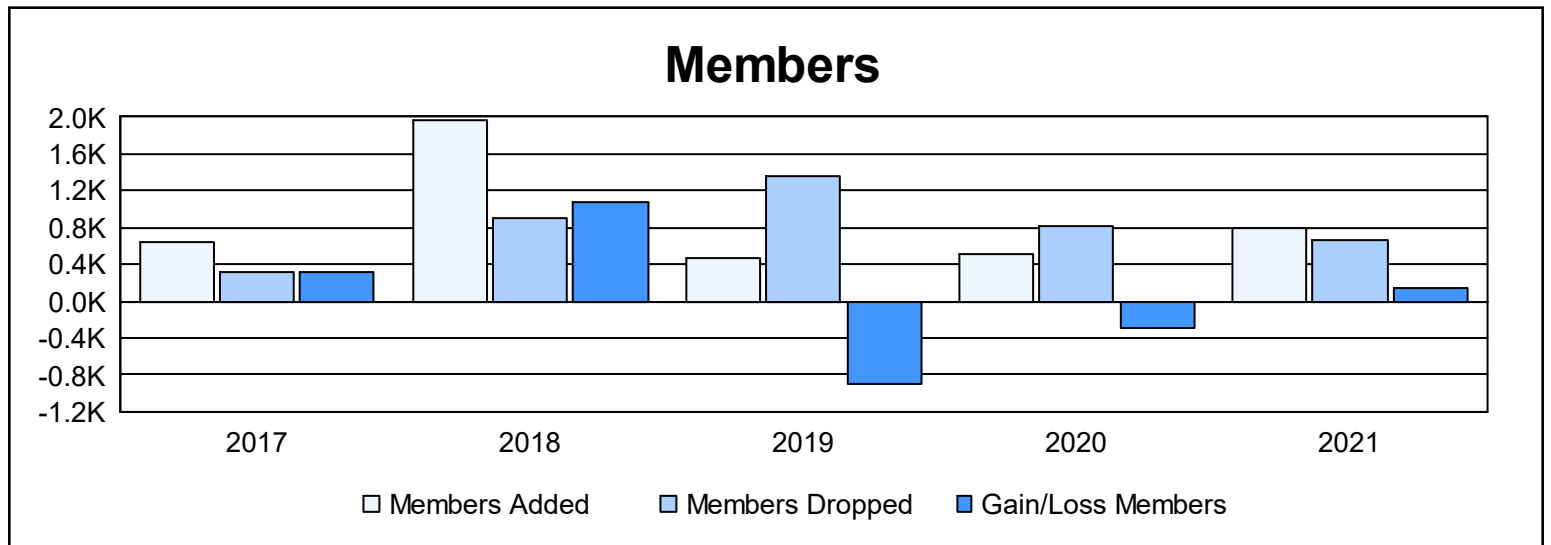
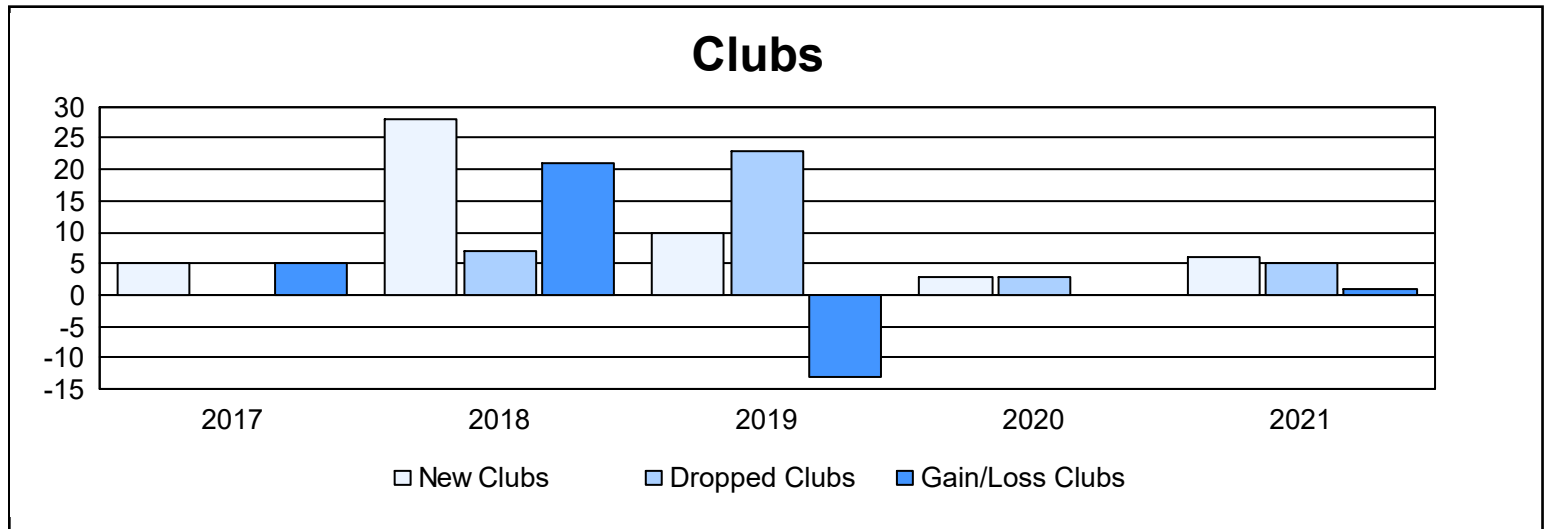
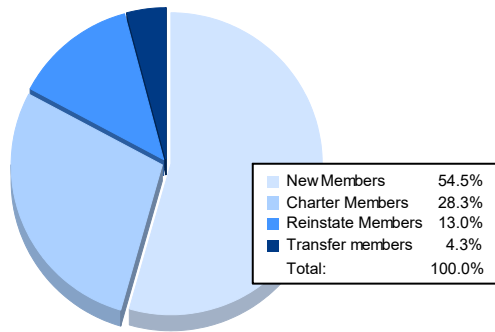


Year	New Clubs	Dropped Clubs	Gain/ Loss Clubs	New Members	Charter Members	Reinstate Members	Transfer Members	Total Member Added	Total Members Dropped	Gain/ Loss Members
2016-2017	5	0	5	463	143	16	20	642	320	322
2017-2018	28	7	21	1,067	700	188	16	1,971	892	1,079
2018-2019	10	23	-13	153	277	24	8	462	1,356	-894
2019-2020	3	3	0	225	150	45	90	510	811	-301
2020-2021	6	5	1	433	225	103	34	795	654	141
<b>Average</b>	<b>10</b>	<b>8</b>	<b>3</b>	<b>468</b>	<b>299</b>	<b>75</b>	<b>34</b>	<b>876</b>	<b>807</b>	<b>69</b>



### Membership Composition June 2021 Cumulative



### Gender Composition June 2021 Cumulative

